

Signify Classified - Internal
Cooper Lighting Solutions Photometric Lab
1121 Highway 74 South
Peachtree City, GA 30269



Scaled data based on original data using
LM-79-08 Approved Method: Electrical and Photometric Measurements of Solid-
State Lighting Products

Test Report Prepared for
Cooper Lighting Solutions
(formerly Eaton)

Brand: STREETWORKS

Report Number: P367767

Luminaire Tested: **PMM-SA3A-830-U-5WQ**

Issue Date: 12/2/2019

Report Generated By 670245982

Test Information

Test Method: LM-79-08
Report Number: P367767
TEST IS SCALED FROM IESNA LM-79-08 TEST DATA (G2-1910-543-4)
Test Lab: INNOVATION CENTER
Issue Date: 12/2/2019
Manufacturer: COOPER LIGHTING SOLUTIONS (FORMERLY EATON)
Product Line: STREETWORKS
Catalog Number: PMM-SA3A-830-U-5WQ
Description: MESA POST TOP DECORATIVE LUMINAIRE. (3) LIGHTSQUARES WITH 16 LEDS EACH AND TYPE V WIDE OPTICS.
Light Source: -
Ballast/Driver: ELECTRONIC DRIVER

Summary

Lumens per Lamp: N/A
Luminaire Lumens: 9999 lumens
Efficiency: N/A
Efficacy: 104.2 lumens/watt
Luminous Opening: Rectangular (W 1' x L: 1' x H: 0')
IES Classification: Type V - Short
BUG Rating: B4 - U0 - G2

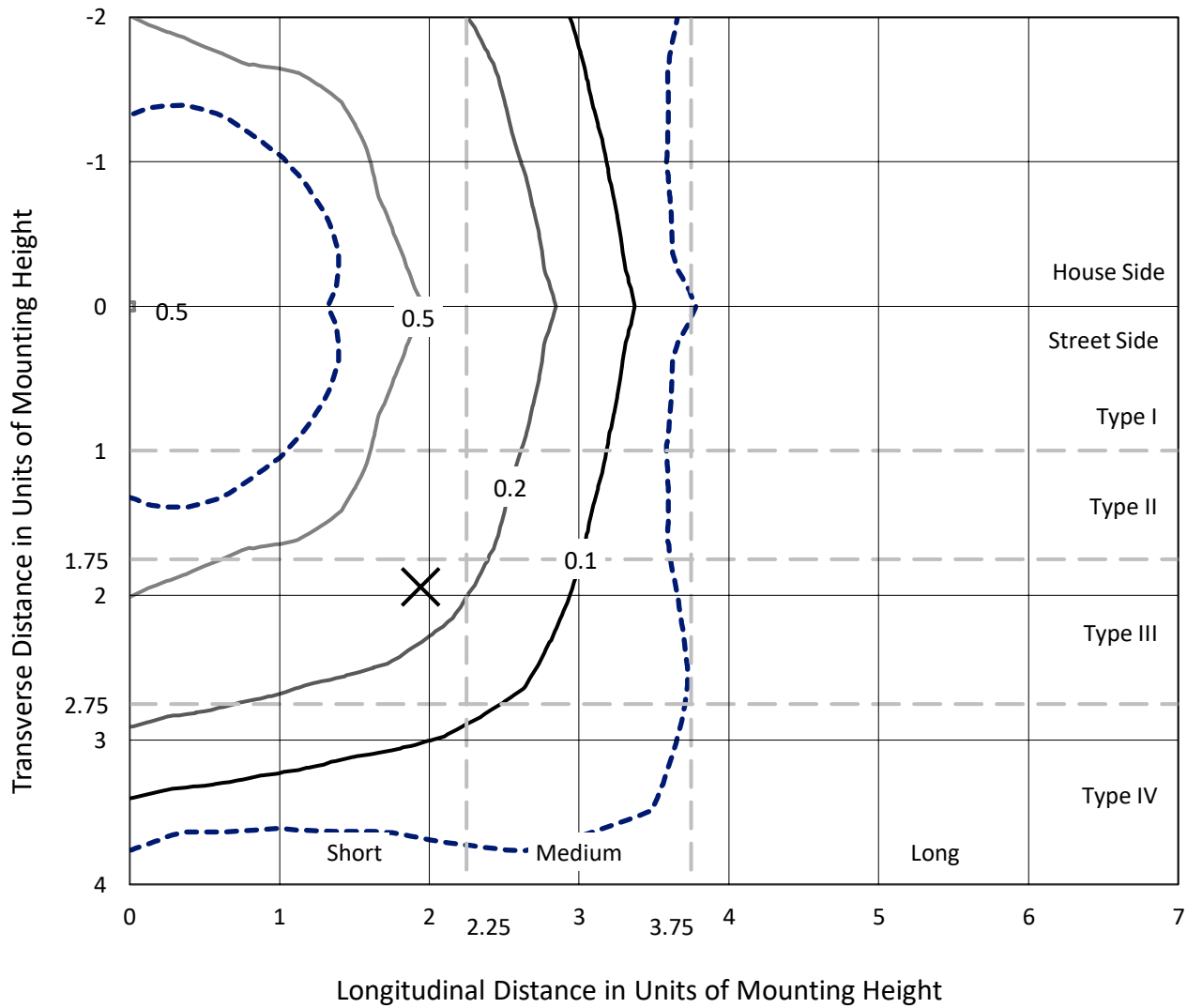
Input Watts (W): 96
Input Voltage (V): NR
Input Current (Ain): NR
Voltage Rise (V): NR
Power Factor: NR
Total Harmonic Distortion (THDi): NR
Frequency (hertz): 60
Stabilization Time: NR
Operation Time: NR
Ambient Temperature (°C): NR
Test Distance: 28.75 FT



REPORT NUMBER: P367767
 CATALOG NUMBER: PMM-SA3A-830-U-5WQ

Iso-Footcandle Lines of Horizontal Illumination

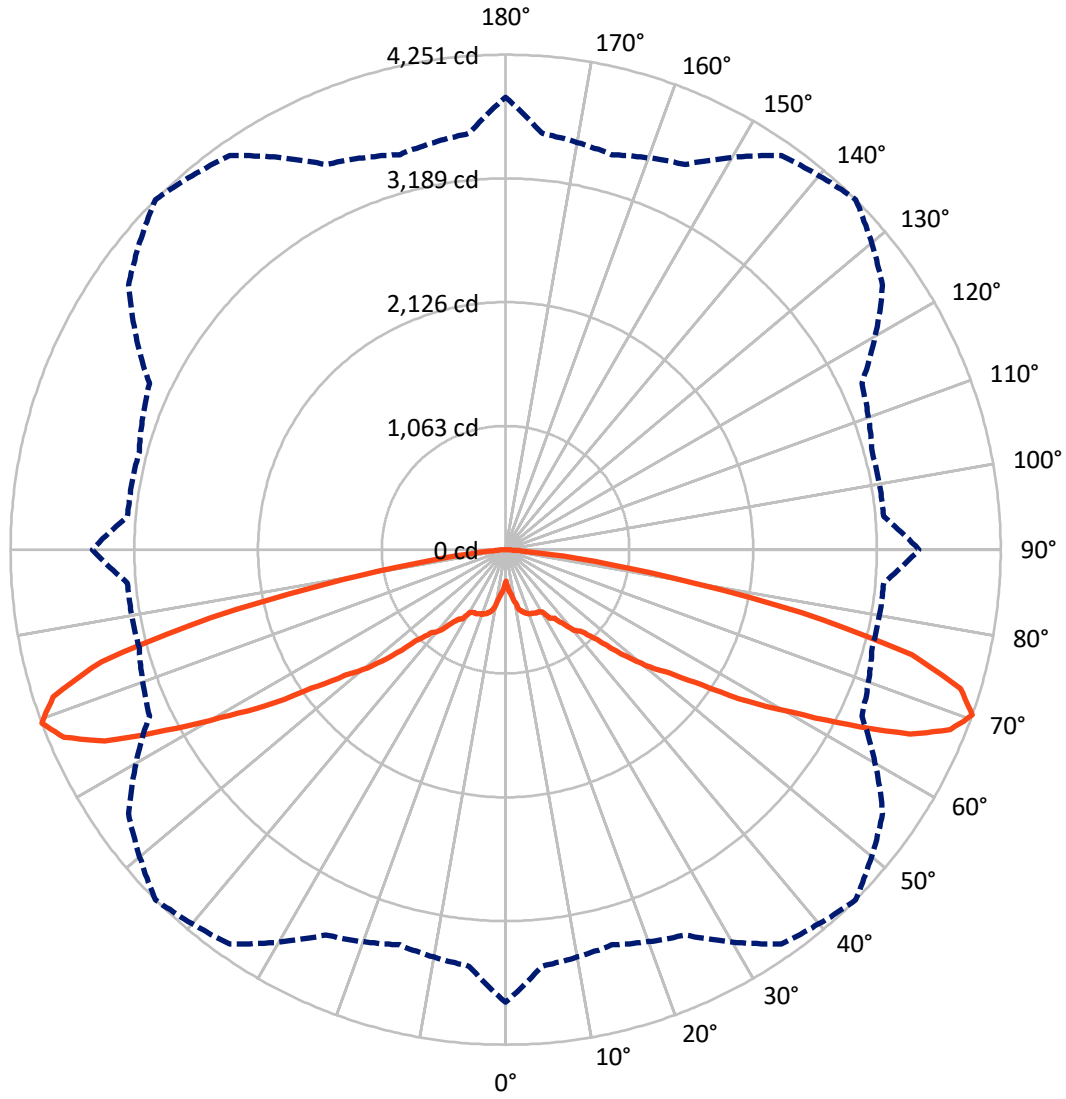
× Max cd
 - - - 1/2 Max cd



Based on 25 foot mounting height. Maximum calculated value = 0.9 fc
 Type V - Short - N/A

REPORT NUMBER: P367767
CATALOG NUMBER: PMM-SA3A-830-U-5WQ

Luminous Intensity Polar Plot



— Vertical Plane Through 45-Deg Lateral - - - Horizontal Cone Through 70-Deg Vertical

REPORT NUMBER: P367767

CATALOG NUMBER: PMM-SA3A-830-U-5WQ

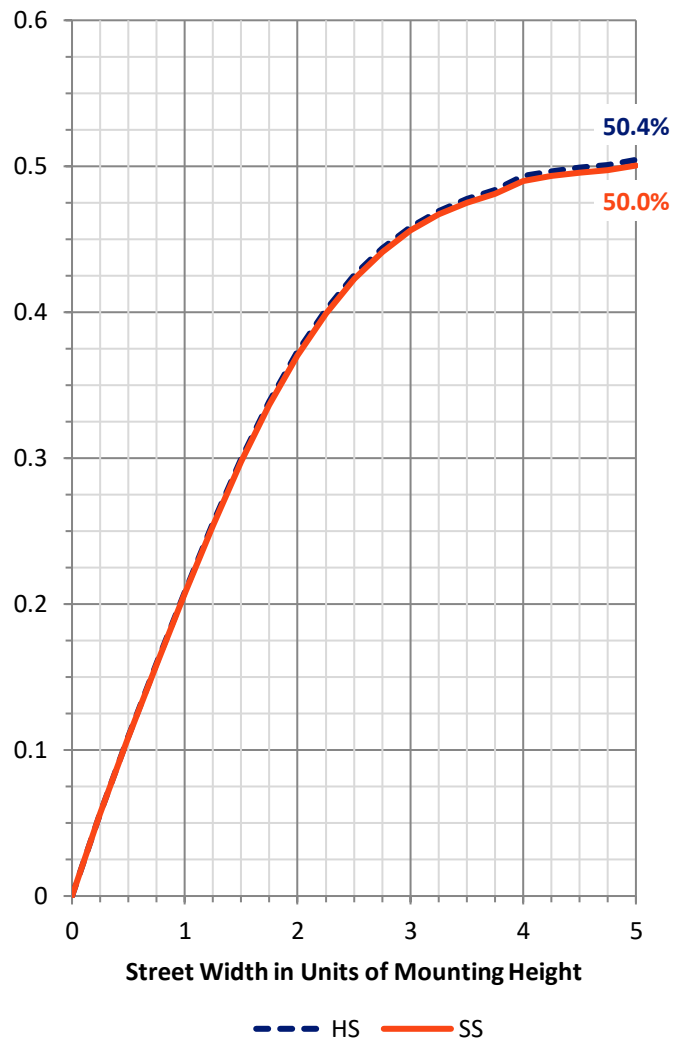
FLUX DISTRIBUTION:

		Downward	Upward	Total
House Side	Lumens	4999.5	0.0	4999.5
	% Fixture	50.0	0.0	50.0
Street Side	Lumens	4999.5	0.0	4999.5
	% Fixture	50.0	0.0	50.0
Total	Lumens	9999.0	0.0	9999.0
	% Fixture	100.0	0.0	100.0

ZONAL LUMENS:

Zone	Lumens	% Fixture
0°-10°	39.3	0.4
10°-20°	157.4	1.6
20°-30°	297.6	3.0
30°-40°	518.3	5.2
40°-50°	990.9	9.9
50°-60°	1921.4	19.2
60°-70°	3364.5	33.6
70°-80°	2528.6	25.3
80°-90°	180.9	1.8
90°-100°	0.0	0.0
100°-110°	0.0	0.0
110°-120°	0.0	0.0
120°-130°	0.0	0.0
130°-140°	0.0	0.0
140°-150°	0.0	0.0
150°-160°	0.0	0.0
160°-170°	0.0	0.0
170°-180°	0.0	0.0
0°-90°	9999.0	100.0
0°-180°	9999.0	100.0

Coefficient of Utilization

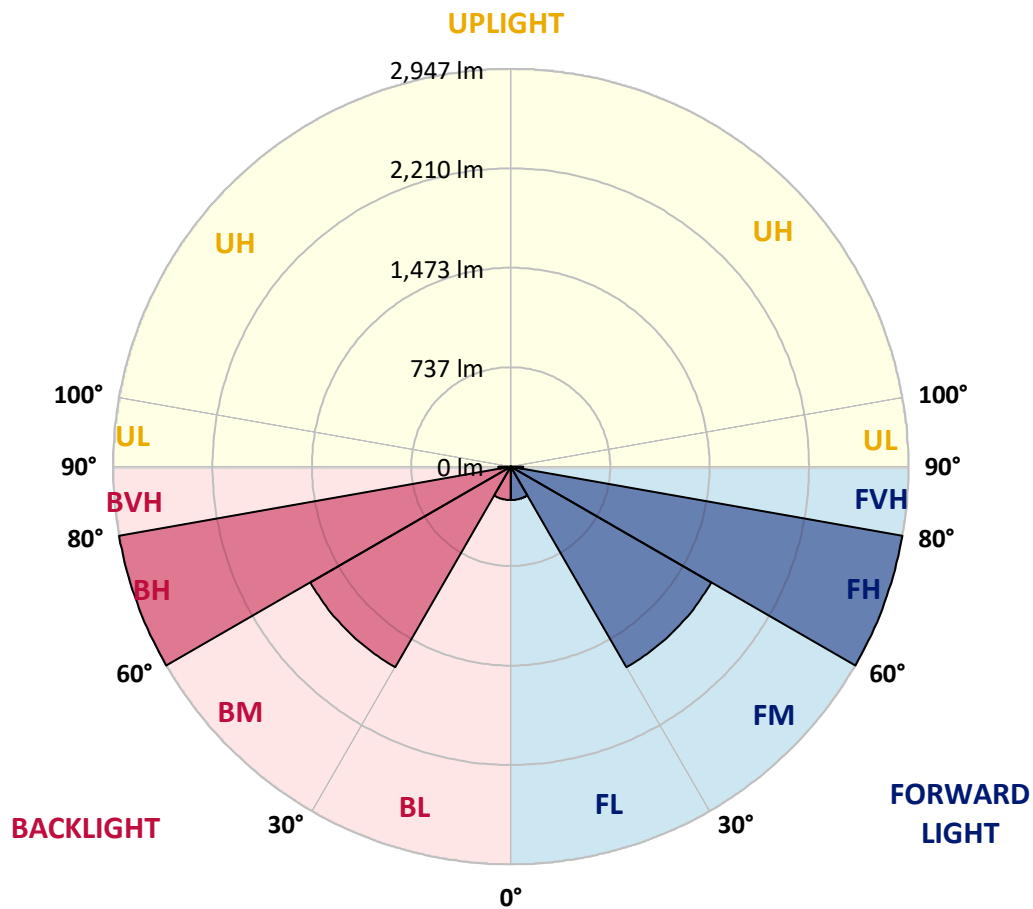


REPORT NUMBER: P367767
 CATALOG NUMBER: PMM-SA3A-830-U-5WQ

LUMINAIRE CLASSIFICATION SYSTEM LUMEN TABLE AND BUG RATING:

Zone	Lumens	% Fixture	Zone Rating/Lumen Limit		
			B	U	G
FL (0°-30°)	247.1	2.5			
FM (30°-60°)	1715.3	17.2			
FH (60°-80°)	2946.6	29.5			G2/5000
FVH (80°-90°)	90.5	0.9			G1/100
BL (0°-30°)	247.1	2.5	B1/500		
BM (30°-60°)	1715.3	17.2	B2/2500		
BH (60°-80°)	2946.6	29.5	B4/5000		G2/5000
BVH (80°-90°)	90.5	0.9			G1/100
UL (90°-100°)	0.0	0.0		U0/0	
UH (100°-180°)	0.0	0.0		U0/0	

BUG Rating: B4-U0-G2
 Type V Short





REPORT NUMBER: P367767

CATALOG NUMBER: PMM-SA3A-830-U-5WQ

CANDELA DISTRIBUTION (FULL):

	0°	5°	15°	25°	35°	45°	55°	65°	75°	85°	90°
0°	270.4	270.4	270.4	270.4	270.4	270.4	270.4	270.4	270.4	270.4	270.4
2.5°	328.9	323.9	308.0	308.8	316.1	316.9	317.7	308.0	305.7	325.4	326.6
5°	417.8	406.1	394.5	389.8	382.9	363.5	384.8	387.1	391.8	406.9	413.9
7.5°	477.1	462.8	446.9	437.2	418.2	402.3	419.7	434.1	443.4	460.4	470.1
10°	488.4	479.8	479.1	462.0	458.5	464.3	463.2	463.5	477.5	477.9	483.7
12.5°	523.7	529.9	517.8	512.0	515.5	529.9	518.2	513.2	516.7	532.6	526.0
15°	569.8	577.2	559.0	549.7	540.3	553.9	541.9	550.8	562.1	573.7	567.9
17.5°	621.0	621.4	596.6	562.1	570.2	572.2	567.9	560.5	592.7	620.6	617.9
20°	649.0	648.6	605.9	559.0	583.0	587.3	583.4	558.2	606.7	645.1	643.9
22.5°	677.7	669.1	617.9	579.9	588.8	592.3	583.4	581.1	617.9	671.5	671.1
25°	693.2	700.5	644.3	620.6	613.3	605.1	612.9	616.8	652.1	704.4	689.3
27.5°	741.7	729.6	652.1	649.7	634.2	602.0	628.8	647.8	649.7	734.3	749.8
30°	785.5	790.2	687.0	690.5	662.1	621.4	662.9	693.2	699.0	790.9	789.4
32.5°	832.0	834.0	749.0	713.0	700.9	699.4	683.5	709.9	755.6	829.3	832.4
35°	902.6	918.5	804.5	756.0	740.9	725.4	739.3	763.0	805.7	916.2	908.5
37.5°	1064.4	1039.2	925.1	824.7	814.6	808.4	819.6	836.7	924.0	1041.9	1078.0
40°	1177.3	1165.2	1010.1	938.3	874.7	908.1	881.7	947.6	1019.8	1166.0	1189.3
42.5°	1352.2	1298.7	1139.3	1050.4	984.5	960.8	975.6	1061.7	1153.6	1316.5	1362.3
45°	1520.2	1437.6	1301.0	1222.7	1122.6	1097.8	1117.5	1218.8	1325.1	1453.8	1534.5
47.5°	1691.6	1606.3	1456.2	1342.9	1261.1	1335.1	1270.4	1366.6	1472.5	1622.2	1694.0
50°	1869.7	1775.0	1626.8	1503.5	1496.5	1562.1	1484.5	1533.8	1631.9	1787.1	1871.6
52.5°	2074.1	1972.1	1823.9	1740.5	1756.8	1752.5	1737.0	1728.1	1824.7	1977.1	2077.6
55°	2317.3	2207.1	2088.8	2050.4	2095.4	2046.9	2069.8	2066.7	2080.7	2189.7	2307.2
57.5°	2611.3	2486.8	2368.1	2359.6	2417.4	2463.2	2422.4	2363.9	2339.4	2445.3	2579.9
60°	2981.8	2828.9	2698.6	2671.8	2836.7	2836.3	2799.5	2668.4	2659.0	2778.9	2941.1
62.5°	3391.0	3204.8	3062.5	3019.8	3278.1	3307.2	3192.4	2957.3	3005.4	3102.0	3294.4
65°	3738.6	3514.8	3382.1	3370.5	3686.2	3814.6	3560.9	3239.3	3254.9	3335.2	3543.5
67.5°	3965.1	3695.5	3590.0	3646.3	4038.8	4119.1	3883.3	3427.9	3372.8	3406.1	3655.2
70°	3885.6	3589.2	3513.2	3649.7	4130.0	4251.4	3952.7	3375.1	3258.0	3259.5	3548.9
72.5°	3283.2	3001.2	3037.3	3287.8	3914.3	4084.6	3631.5	3048.5	2808.8	2803.0	3065.6
75°	2171.1	1982.6	2124.9	2515.5	3254.1	3602.4	3008.9	2389.5	2088.8	1991.1	2194.0
77.5°	949.6	925.5	1045.4	1486.8	2218.4	2596.2	2155.6	1560.9	1136.2	944.9	1032.2
80°	254.5	249.0	312.6	564.0	1079.9	1429.8	1166.4	622.6	325.1	236.6	251.0
82.5°	92.7	95.0	116.0	157.9	355.7	602.0	387.5	181.9	123.0	100.9	100.9
85°	40.3	39.2	56.2	63.2	97.0	136.2	111.3	77.2	62.1	46.5	44.6
87.5°	10.9	13.6	19.0	19.8	25.2	20.6	29.5	27.2	23.3	16.3	13.2
90°	0.0	0.0	0.0	0.0	0.0	0.0	0.0	0.0	0.0	0.0	0.0

(END OF REPORT)